



# MIDREX

---

Ironmaking technology  
for a sustainable  
steel industry

## CONTENTS

- 3 Steelmaking Decarbonization Starts Here
- 4-5 Setting the Standard for Direct Reduction Ironmaking
- 6-7 MIDREX Flex® - Freedom from Market Uncertainties
- 8-9 MIDREX H<sub>2</sub>™ - The Future of Ironmaking

## ABOUT MIDREX

At Midrex, we believe two things to be true: our world needs steel, and the steel industry cannot survive unless we develop a way to produce high-grade steel while minimizing greenhouse gases.

Steel is used in every aspect of our lives. To make steel, you need iron. Our solution is the MIDREX® Direct Reduction Process, a method for producing direct reduced iron (DRI), a high-quality and sustainable metallic iron. By using hydrogen in place of natural gas or other hydrocarbon energy sources, the MIDREX Process can reduce CO<sub>2</sub> emissions to nearly zero.

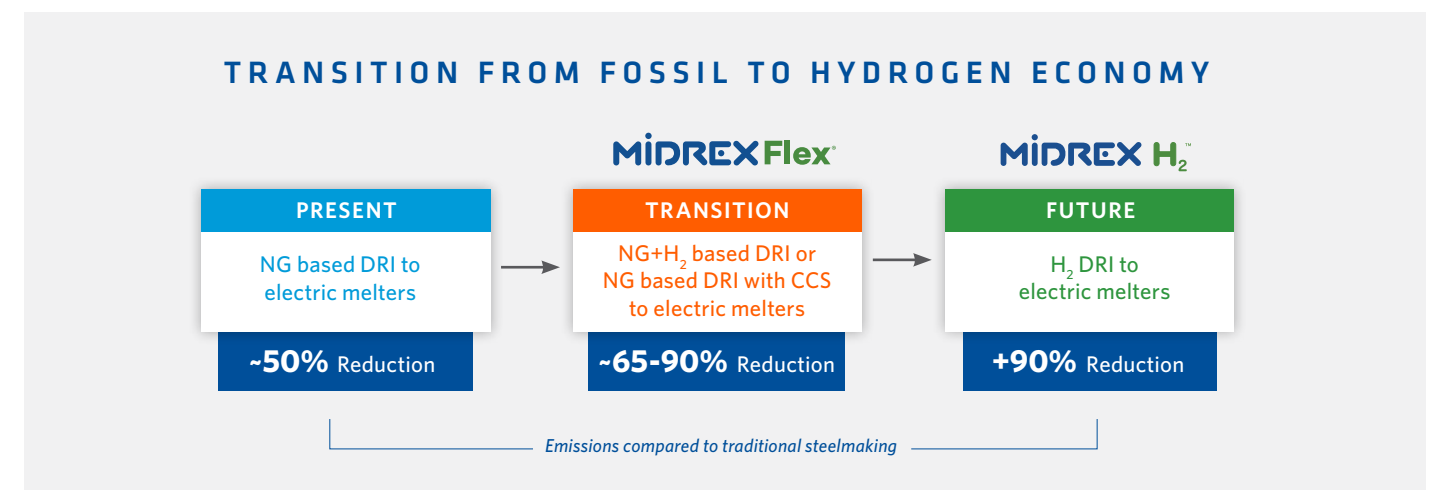
# Steelmaking Decarbonization Starts Here

Whatever your particular circumstances, plans, or ambitions might be, **Midrex has a reliable process technology solution for you.**

Decarbonization is key to the sustainability of the steel industry, and direct reduction is the only proven way to lower carbon monoxide (CO<sub>2</sub>) emissions in the vital ironmaking step. The use of green hydrogen is the ideal solution for reducing CO<sub>2</sub> emissions, but when it will be available in sufficient amounts and at a competitive price is uncertain. We need ironmaking technology that can adapt to a changing energy landscape.

**MIDREX Flex®** | **MIDREX H<sub>2</sub>™**

MIDREX® Direct Reduction Process solutions are available to allow steelmakers to adapt to the Hydrogen Economy at their pace. Clean-burning natural gas (NG) can be used immediately in a MIDREX Flex® plant (50% or more of the reformed reducing gas composition is hydrogen, H<sub>2</sub>). As sufficient quantities of hydrogen become available at competitive prices to other energy sources, a MIDREX Flex plant can be easily modified to operate with higher percentages of H<sub>2</sub> up to 100% NG replacement. For those committed to H<sub>2</sub> operation from the start, MIDREX H<sub>2</sub>™ is available.



# Setting the Standard for Direct Reduction Ironmaking

What began as an idea for a new way to use a pelletizing furnace design and heat-treating expertise has developed over the last 50 years into the world's most productive direct reduction technology—the MIDREX® Process.

MIDREX Plants have produced more than 1 billion metric tons (tons) of DRI since the first fully commercial plants began operations in the early 1970s—and one of those, ArcelorMittal Hamburg, continues to supply low residual, highly metallized iron units today.

What is the secret?

## PROCESS BASICS

The patented MIDREX Reformer (Figure 1) makes reducing gas by mixing recycled gas from the reduction furnace with fresh NG (CH<sub>4</sub>) and catalytically reforming the mixture to create an H<sub>2</sub> and CO-rich reducing gas. The reduction by-products, CO<sub>2</sub> and H<sub>2</sub>O, along with untreated H<sub>2</sub> and CO are recycled to minimize energy consumption and produce additional reducing gas. The MIDREX Reformer also provides the energy needed for the reduction reactions within the MIDREX Shaft Furnace.

Iron oxide pellets and lump iron ores are metallized in the upper portion of the MIDREX Shaft Furnace (Figure 2) as the material descends while reacting with ascending reducing gas. Carbon is added by a controlled flow of NG as the DRI bed continues to descend. A cooling zone is included in a cold discharge furnace where the DRI (CDRI) is brought to almost ambient temperature by a flow of gas similar to that used for carbon addition.

Hot discharge furnaces allow the production of hot DRI (HDRI) for direct charging into an electric arc furnace (EAF) via a system known as HOTLINK®, transfer to an EAF by insulated conveyor or transport vehicles, or compaction into hot briquetted iron (HBI). Combination plants allow simultaneous discharge of CDRI and HDRI from the same reduction furnace.

## CARBON CAPTURE

CO<sub>2</sub> removal is not necessary in a MIDREX Flex plant because the CO<sub>2</sub> is recycled back into the reformer and converted into CO. However, Midrex has designed and engineered CO<sub>2</sub> removal systems for plants in India based on coal gasification.

Any MIDREX Flex plant can be designed with CO<sub>2</sub> removal or with provisions to install CO<sub>2</sub> removal at a later date if it is economical (e.g. carbon tax credits) and if there is a means to store or utilize the CO<sub>2</sub>.

There are two options to separate CO<sub>2</sub> and capture it. Option 1 (by itself) removes half. Option 2 (by itself) removes almost everything (near zero).

(Figure 2, Option 1) Remove CO<sub>2</sub> from the top gas fuel, which is used in the reformer for heating. CO<sub>2</sub> emissions can be reduced (up to 500,000 t/y of CO<sub>2</sub>).

(Figure 2, Option 2) Remove CO<sub>2</sub> from the flue gas of the reformer, after heat recovery. CO<sub>2</sub> emissions can be reduced by ~0.5 t/t DRI (up to 1,000,000 t/y of CO<sub>2</sub>).

FIGURE 1. The MIDREX® Reformer

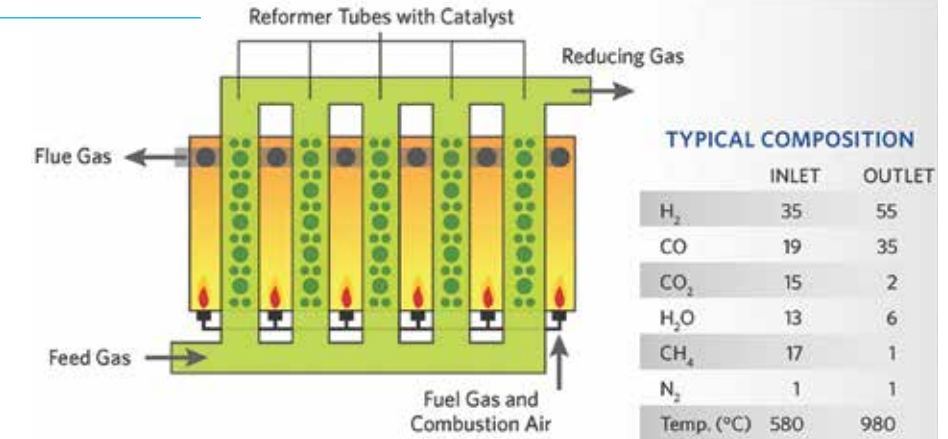
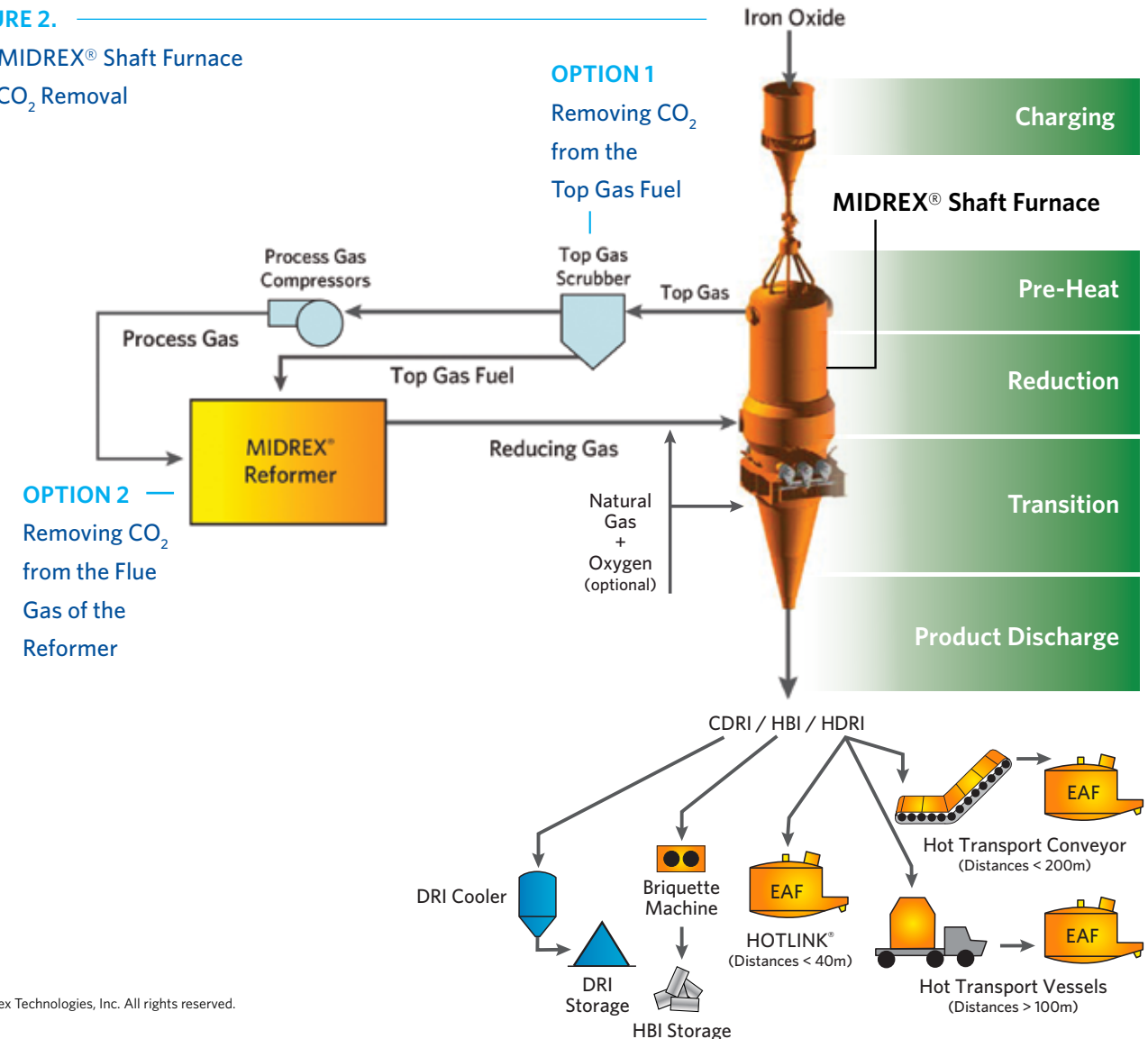


FIGURE 2. The MIDREX® Shaft Furnace and CO<sub>2</sub> Removal



© Midrex Technologies, Inc. All rights reserved.

# Freedom from Market Uncertainties

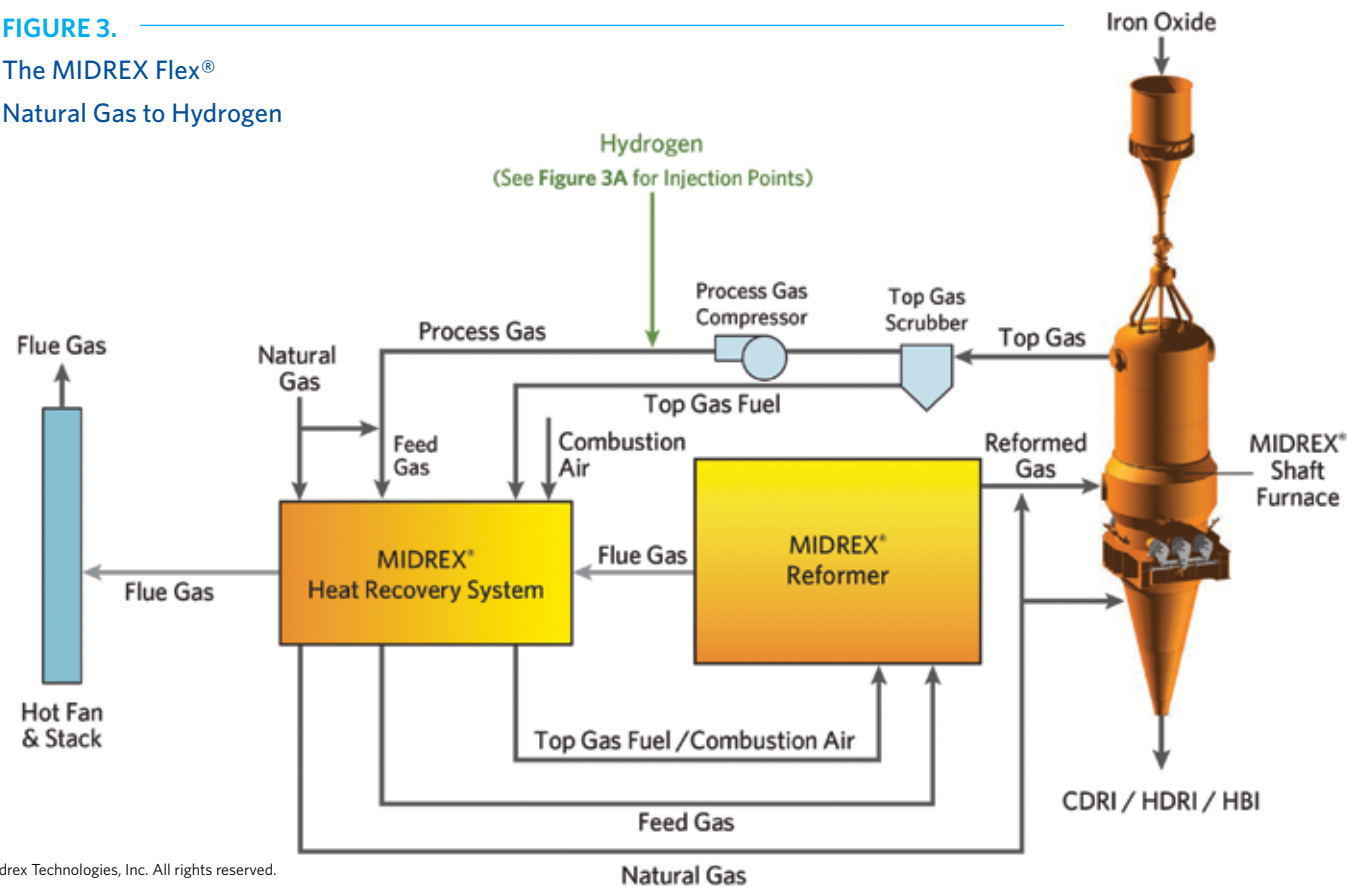
## MIDREX Flex®

MIDREX Flex allows for the replacement of any percentage of the natural gas (NG) feedstock with H<sub>2</sub> based on the plant's operating goals (Figure 3). This provides the flexibility the plant needs to respond to ever changing market needs and feedstock availability. Therefore, a MIDREX Flex plant can be built now and operated with NG until sufficient quantities of H<sub>2</sub> are available at competitive prices, when it can be converted to operate on up to 100% H<sub>2</sub>.

### INJECTION POINTS

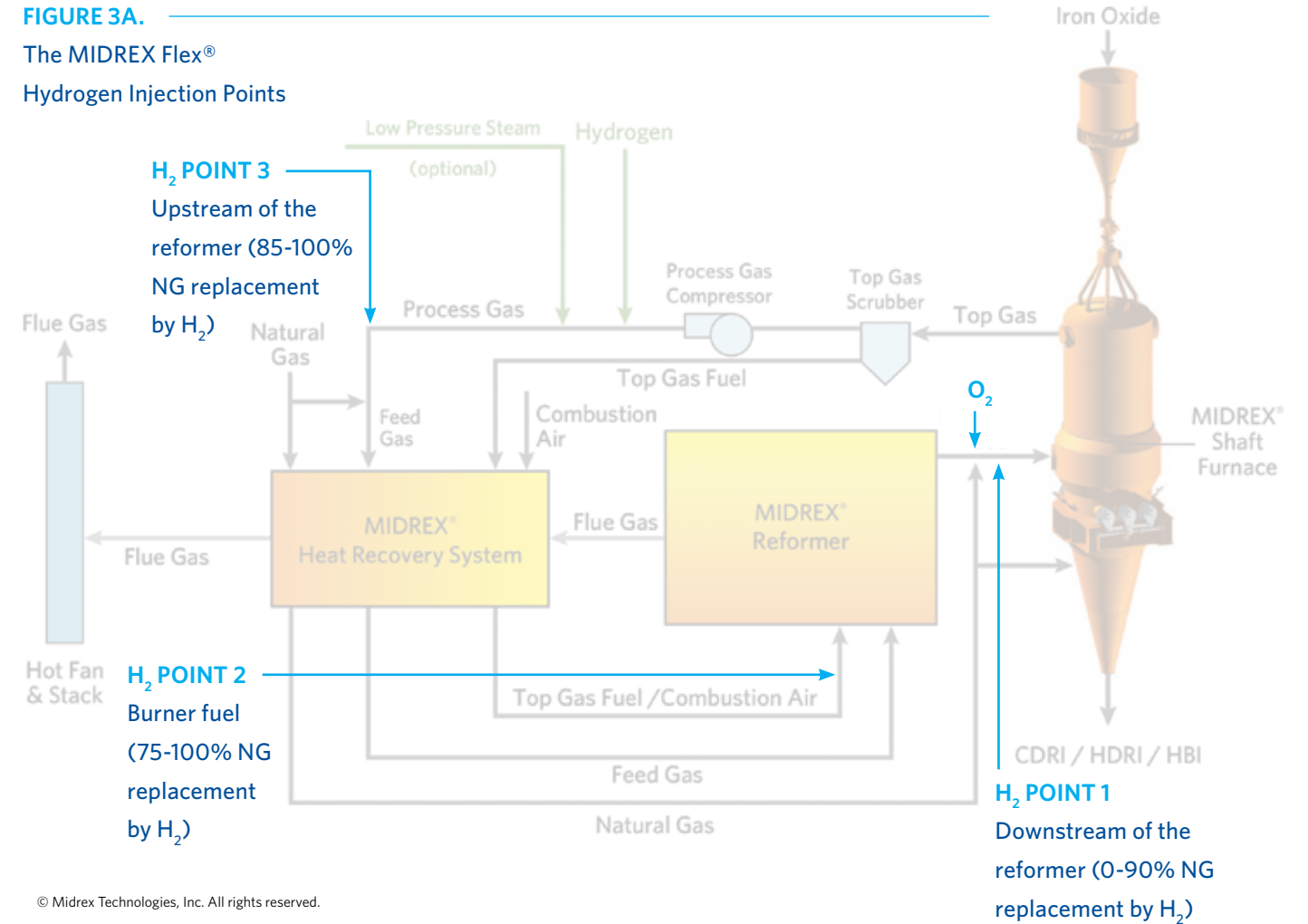
In a MIDREX Flex plant, H<sub>2</sub> is injected downstream of the reformer without preheating. Up to 75% of NG can be replaced by H<sub>2</sub> in this manner, which facilitates optimum reformer operation while maximizing the reducing gas quality to the reduction furnace. When NG replacement reaches ~75%, H<sub>2</sub> is added to the reformer burners to maintain the DRI product carbon as far into the replacement as possible and still continue to reduce the carbon footprint. Between ~85-100% replacement, H<sub>2</sub> injection is introduced upstream of the reformer to maintain reducing gas quality and enhance energy efficiency in the process. The three injection points are shown in Figure 3A.

**FIGURE 3.** The MIDREX Flex® Natural Gas to Hydrogen



© Midrex Technologies, Inc. All rights reserved.

**FIGURE 3A.** The MIDREX Flex® Hydrogen Injection Points



© Midrex Technologies, Inc. All rights reserved.

### CONVERSION TO MIDREX FLEX | PHILOSOPHY

- Maintain full plant capacity across the full transition range.
- Maximize DRI carbon across the full transition range.
- Maintain optimum reducing gas quality to the reduction furnace (H<sub>2</sub> addition downstream of the reformer up to 80% natural gas replacement, H<sub>2</sub> addition at the feed gas side of the reformer above 80% natural gas replacement).
- Use standard type centrifugal compressors with an additional third stage of compression (for natural gas replacement >30%).
- Maintain the required amount of thermal mass flow to support the higher endothermic reduction load in the furnace (H<sub>2</sub>/CO ratio increases as H<sub>2</sub> addition increases requiring a larger thermal mass flow at the bustle).
- Minimize equipment modifications or the addition of new equipment.

# The Future of Ironmaking

## MIDREX H<sub>2</sub>

The ultimate method for reducing the steel industry's CO<sub>2</sub> footprint is the use of green hydrogen produced from renewable energy to make DRI in a MIDREX Shaft Furnace for use as either in combination with steel scrap or as the primary metallic feed to an EAF. This innovative direct reduction technology is known as MIDREX H<sub>2</sub>.

MIDREX NG already uses significant percentages of H<sub>2</sub> in its reducing gas (55% H<sub>2</sub> and 36% CO). So, MIDREX H<sub>2</sub> can be considered an "evolutionary innovation." Operation of a MIDREX Shaft Furnace with high levels of hydrogen has been proven at the FMO plant in Venezuela, where the hydrogen-to-CO (H<sub>2</sub>/CO) ratio has varied from 3.3 to 3.8.

Hydrogen input gas can be generated externally to the process or integrated within the process. There is no need for a gas reformer—only a gas heater is needed to bring the gas to the required temperature.

The hydrogen consumption for reduction purposes is approximately 550-650 Nm<sup>3</sup>/t DRI. Additionally, up to 300 Nm<sup>3</sup>/t DRI of H<sub>2</sub> or another environmentally friendly heat source, such as waste heat, electricity, and natural gas is required as fuel for the gas heater.

With MIDREX H<sub>2</sub>, CO<sub>2</sub> emissions can be reduced up to 90% versus the BF/BOF steelmaking route.

### INDUSTRY "LIGHTHOUSE" H<sub>2</sub> PROJECT, STEGRA

Midrex and Paul Wurth have been selected to supply the world's first greenfield steel mill based on totally green technology for Stegra in Boden, Sweden.

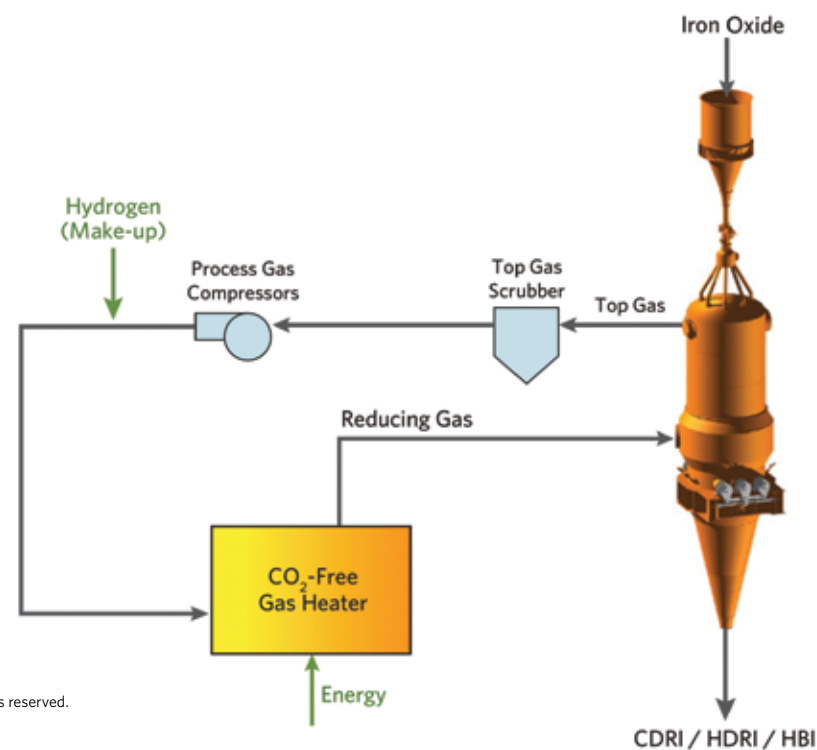
MIDREX H<sub>2</sub> technology will be used to produce 2.1 million tons/year of HDRI and HBI. The MIDREX Plant is expected to begin production in 2025 and ramp up during 2026.

### THYSSENKRUPP STEEL

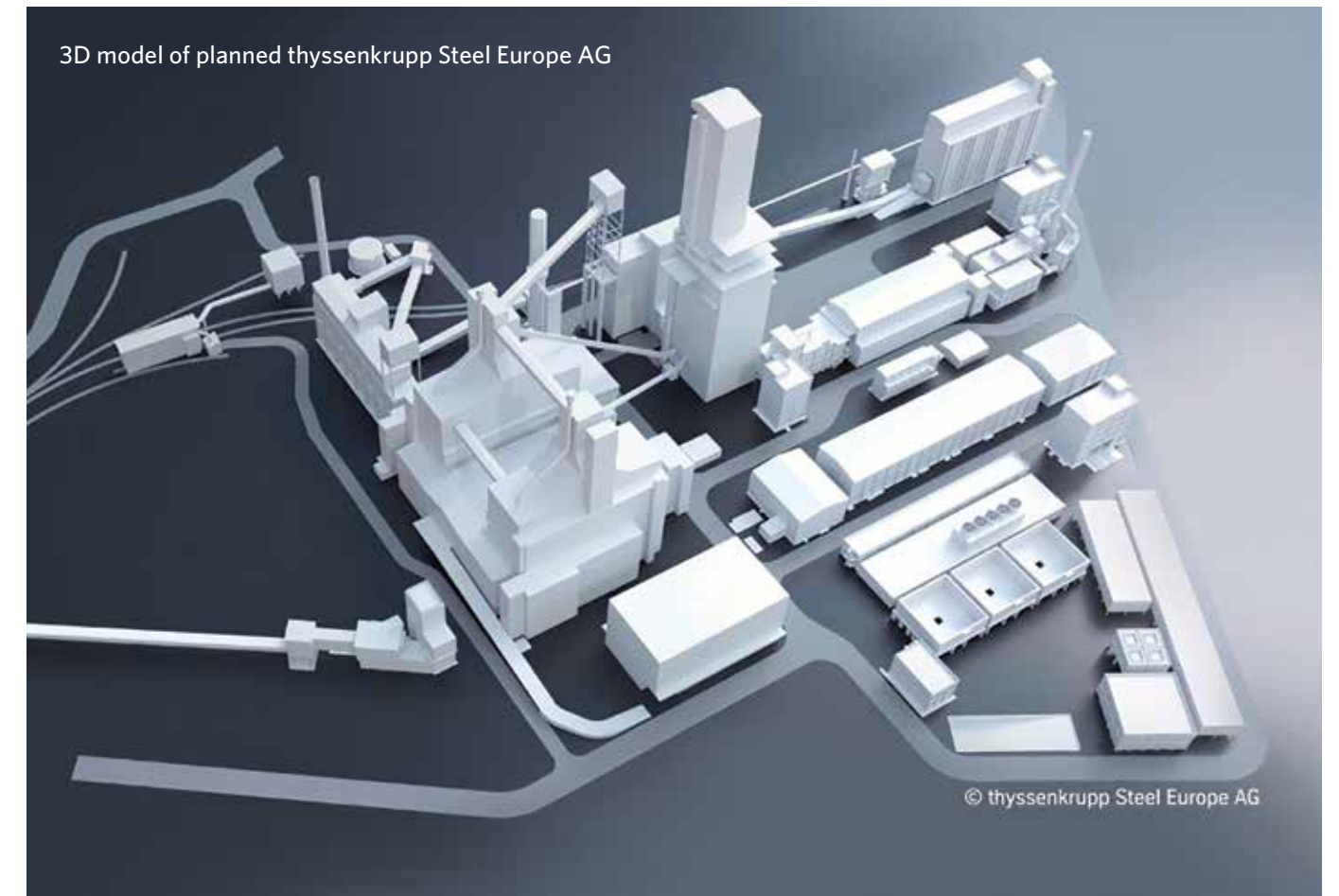
Midrex and Paul Wurth will engineer, supply, and construct a 2.5 million tons/year MIDREX Flex plant for thyssenkrupp Steel Europe AG at its Duisburg, Germany site. The plant will initially operate on reformed natural gas until sufficient H<sub>2</sub> is available, at which time it will be transitioned to 100% H<sub>2</sub> operation.

Start-up of the MIDREX Plant is planned for the end of 2026.

**FIGURE 4.**  
The MIDREX H<sub>2</sub>  
Hydrogen to DRI



© Midrex Technologies, Inc. All rights reserved.



© thyssenkrupp Steel Europe AG



Stegra in Bowden, Sweden

“Green Steel must be produced from a combination of a significant amount of green virgin iron and scrap in a production process which uses electricity from renewable energy sources.

The total emissions in such a process must be more than 90% lower than that of traditional steelmaking [using] a blast furnace [for the ironmaking step].”

– Stegra



LEARN MORE ONLINE AT  
[WWW.MIDREX.COM](http://WWW.MIDREX.COM)

**MIDREX**

**CORPORATE HEADQUARTERS**  
3735 Glen Lake Drive  
Suite 400  
Charlotte, North Carolina 28208 USA  
Tel: 704-373-1600

---

©2024 Midrex Technologies, Inc.

MIDREX and MIDREX Flex is a registered trademark of Kobe Steel, Ltd in the US.

MIDREX H<sub>2</sub> is a trademark of Kobe Steel, Ltd in the US.

11-2024